



**LIMERICK FIRE COMPANY  
LIMERICK, PA.**  
S0141003/Q81188

AERIAL BODY  
CYCLONE II X CHASSIS  
HP95' AERIAL PLATFORM

THIS DRAWING IS FOR REFERENCE PURPOSES. ALL DIMENSIONS ARE SUBJECT TO MINOR VARIATIONS DUE TO MANUFACTURING PROCESSES.

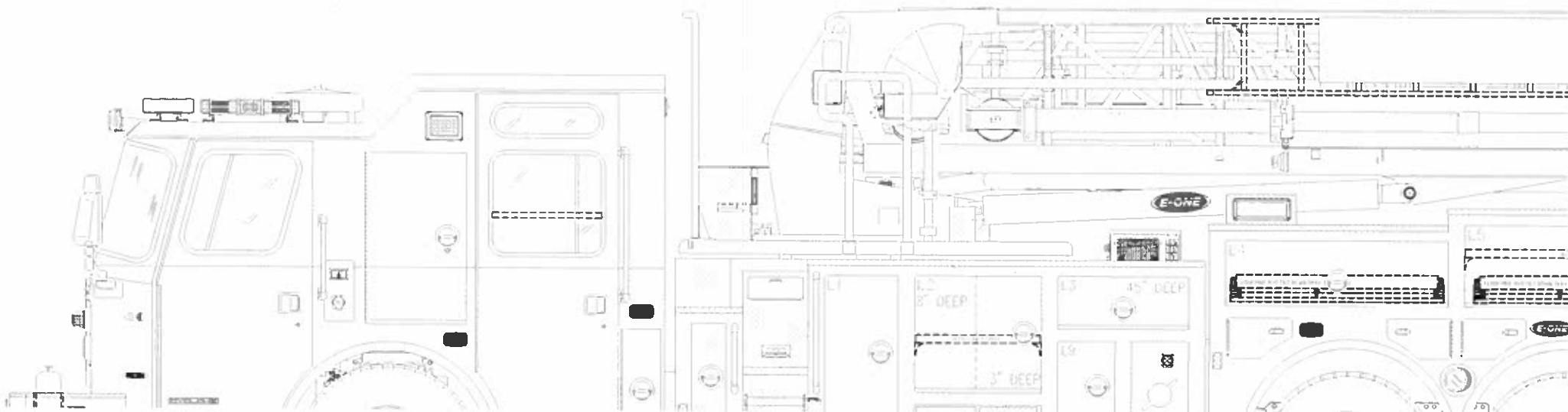
**APPROVED FOR PRODUCTION**

DESIGNER: \_\_\_\_\_ DATE: \_\_\_\_\_

COMPT.	OPENING		INTERIOR DIMENSION			
L1	18W	38H	OIL RESEVOIR			
R1	18W	38H	18W	38H	11D	
L2/R2	51W	27H	15W 16W	27H 27H	NOTED NOTED	FORWARD FLAPWARD
L3/R3	32W	12H	32W	12H	NOTED	
L4/R4	54W	15H	54W	15H	25D	
L5/P5	53W	19H	53W	19H	NOTED	
L6/R6	56W	51H	56W 56W	21H 30H	NOTED NOTED	UPPER LOWER
L7/R7	20W	43H	20W 20W	20H 23H	NOTED NOTED	UPPER LOWER
L8/R8	45W	43H	45W 45W	20H 23H	NOTED NOTED	UPPER LOWER
L9/R9	14W	22H	14W	22H	22D	

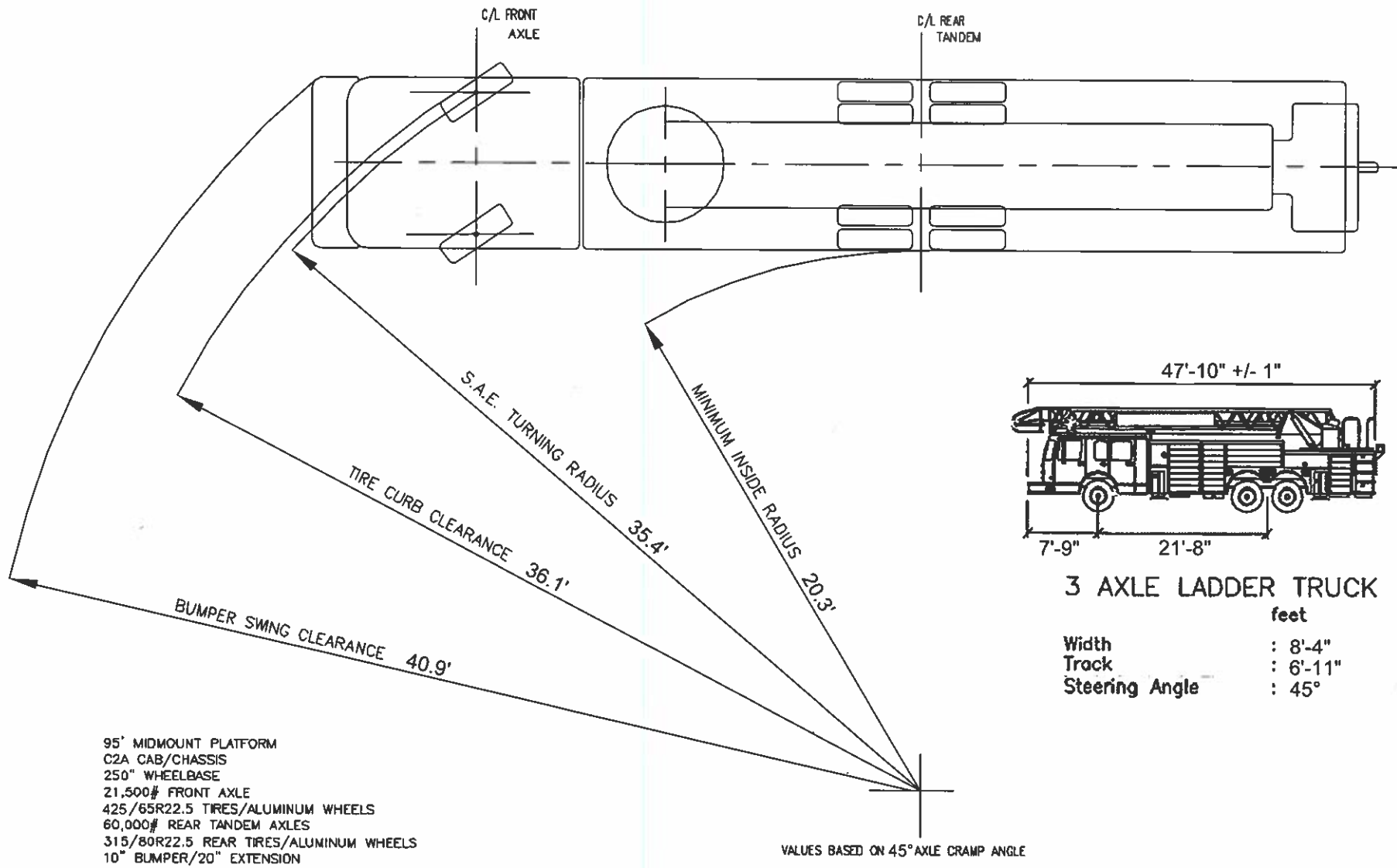
**GROUND LADDERS**

ITEM	LADDER LENGTH	MODEL NUMBER	QTY
A	35' 2-SECT.	1200-A 35	1
B	23' 2-SECT.	1200-A 23	2
C	24' 2-SECT.	900-A 24	1
D	18' ROOF	375-A 18	2
E	16' ROOF	375-A 16	3 (1) ON AERIAL
F	10' ATTIC	545-A 10	1
G	12' ROOF	775-A 12	1 (ON AERIAL)



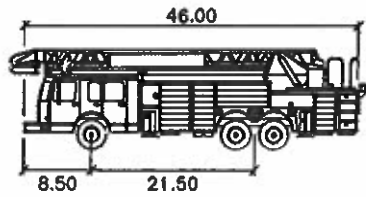


SAE Turning Radius Calculations for Quote No. 81188				
Wheelbase:	260"	Front Bumper Size:	10"	
Body Width:	100"	Front Bumper Extension:	20"	
Front Axle Kingpin Center:	65.06"	Front Wheel Type:	ALUMINUM	
Front Axle Track:	83"	Rear Wheel Type:	ALUMINUM	
Front Axle Tire Width:	16.2"	Tire Brand:	MICHELIN	
Dimension Over Rear Tires:	98.59"			
Body Front Overhang:	92"			
Inside Cramp Angle	S. A. E. Turning Radius	Tire Curb Clearance	Bumper Swing Clearance	Minimum Inside Radius
35	43.1'	43.8'	47.9'	29.5'
36	42.1'	42.8'	47'	28.4'
37	41.2'	41.9'	46.2'	27.4'
38	40.4'	41'	45.4'	26.3'
39	39.5'	40.2'	44.6'	25.4'
40	38.8'	39.4'	43.9'	24.4'
41	38'	38.7'	43.3'	23.5'
42	37.3'	38'	42.6'	22.7'
43	36.7'	37.3'	42'	21.8'
44	36'	36.7'	41.5'	21'
45	35.4'	36.1'	40.9'	20.3'
46	34.9'	35.5'	40.4'	19.5'
47	34.3'	35'	39.9'	18.8'
48	33.8'	34.5'	39.5'	18.1'
49	33.3'	33.9'	39'	17.4'
50	32.8'	33.5'	38.6'	16.8'
Nominal Cramp Angles:				
Leaf spring suspension: up to and including 425/65R22.5 tires			45 degrees	
Leaf spring suspension: 445/65R22.5 tires			38 degrees	
Reyco IFS: up to and including 385/65R22.5 tires			48 degrees	
Reyco IFS: 425/65R22.5 tires			45 degrees	
Reyco IFS: 445/65R22.5 tires without front intake			42 degrees	
Timoney Independent Front Suspension (IFS): up to and including 425/65R22.5 tires			44 degrees	
Timoney Independent Front Suspension (IFS): 445/65R22.5 tires			42 degrees	
Front Drive Axle: up to and including 425/65R22.5 tires			35 degrees	
<b>This Turning Radius report reflects how the quote was configured. Any succeeding changes may slightly alter the turning radius of the vehicle and the data in this report.</b>				



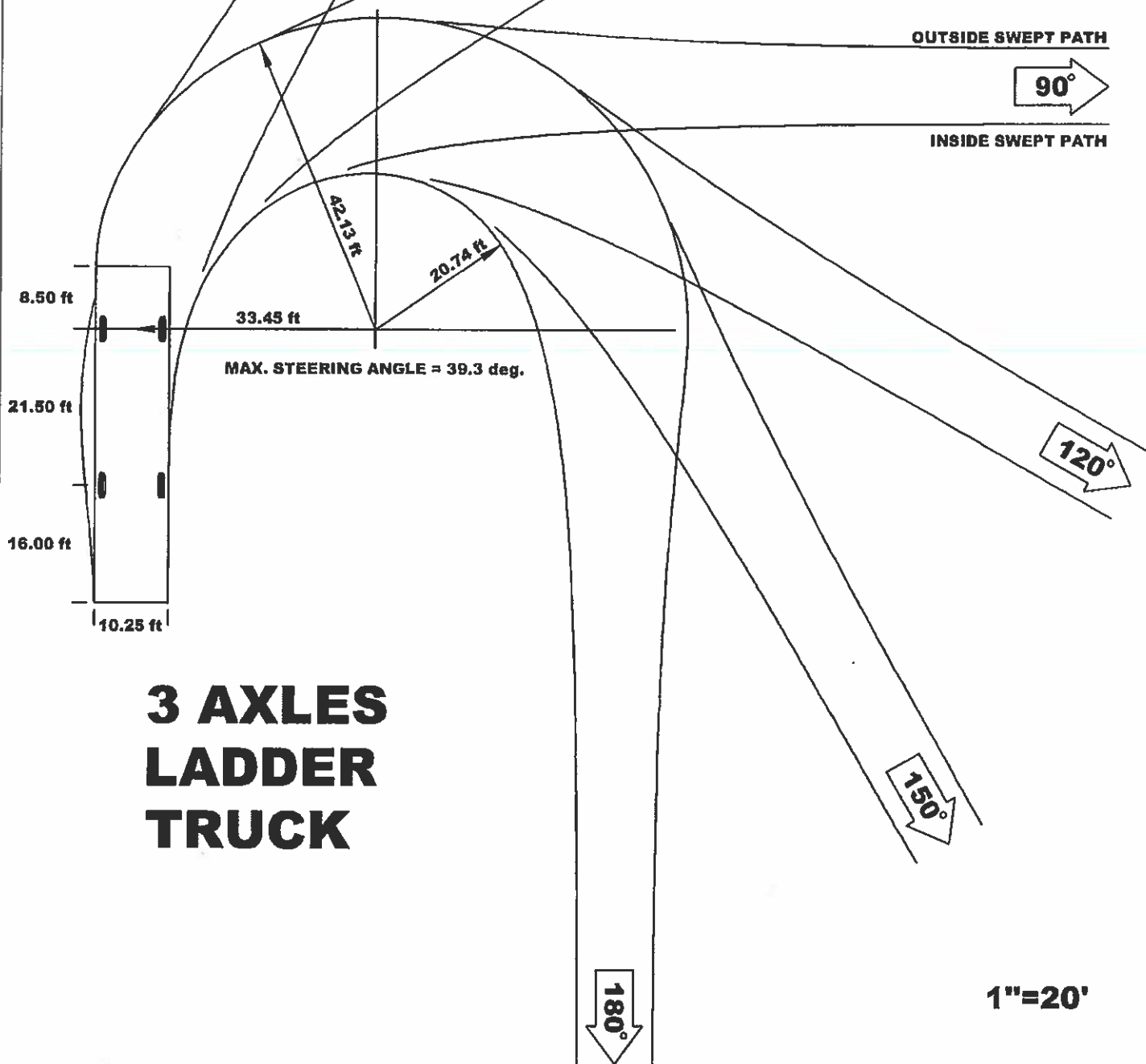
### 3 AXLE LADDER TRUCK

	feet
Width	: 8'-4"
Track	: 6'-11"
Steering Angle	: 45°



**3 AXLE LADDER TRUCK**

	feet
Width	: 10.25
Track	: 9.00
Lock to Lock Time	: 6.00
Steering Angle	: 40.00



**3 AXLES  
LADDER  
TRUCK**

1"=20'